

Updated 6/1/2024



DREAM IT. DESIGN IT. BUILD IT. LOVE IT.

2025 Product Guide



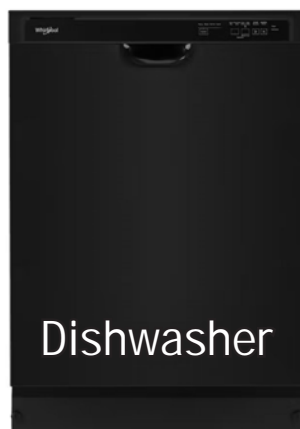
www.AdventureHomes.net

Black Appliance Packages

Choice of the following:



All Packages Include:



Due to Adventure Homes commitment to provide the latest features and technology,
models and specifications are subject to change without notice.

Stainless Steel Appliance Packages

Choice of the following:



Smooth Top
Electric Range



Deluxe Gas
Range

All Packages Include:



Microwave Over Range
(Pantry Micro Available for Additional Cost)



Dishwasher



Side by Side
Refrigerator



Additional Upgrade:

French Door
Refrigerator

Due to Adventure Homes commitment to provide the latest features and technology,
models and specifications are subject to change without notice.

Built in Stainless Steel Appliance Packages

(Not Available in all Floorplans)

Choice of the following:



All Packages Include:



Due to Adventure Homes commitment to provide the latest features and technology,
models and specifications are subject to change without notice.

Renaissance Lighting Package

Package Includes: Can lights in Kitchen, Chandelier,
Renaissance Mirrors & Vanity Lights
(Available in Black or Brushed Nickel)



Washer / Dryer Options




Due to Adventure Homes commitment to provide the latest features and technology,
models and specifications are subject to change without notice.


Cabinetry



**Finished Base & Center Shelves
w/ Fixed Overheads**



**Standard Cabinet Knobs
(Nickel & Black)**




**Cup Pulls & Knobs
(Nickel & Black)**




**Luxury Pull Handles
(Nickel & Black)**



**Finished Base & Center Shelves
w/ Adjustable Overheads**



**Double Tilt Out Drawers
(Kitchen Sink)**



**Pullout Trash Can
w/ Butcher Block
Cutting Board**



Pullout Pots & Pans Rack



**Pull Out Cookie & Spice Rack Cabinets
(Each Side of Range)**

Cabinetry



Cubbies above Overheads in Kitchen
(shown w/ 8" Sidewalls & 40" Overheads)




Drawer over Door Construction




Overhead Lazy Susan



Overhead Lazy Susan
w/ Cabinet Below




Plant Built
Range Canopy




30" Wood Shaker Range
Hood w/ Decorative Trim

Cabinetry



Picture Frame Island Front w/ Cab Cove




Overhead Cabinet above Washer / Dryer




3 Door Linen
3 Door Pantry




Open Stained Shelving
w/ Gasline Support
(number of shelves dependant on sidewall height)




Hardwood Panel Box Cover



Desk w/ 60" Framed Dry Erase
& Cork Board




Closet Linen
Organizer



Bookcase w/ No Doors



Bookcase w/ Doors




Locker Bench




Hutch w/ Glass
Overheads & LED Pucks

Cabinetry




Open Shelving
Storage Linen




Laundry Table
(Countertop Only)



60" Cabinet w/ Hamper Opening & Storage




Diagonal Cubbie
Linen w/ 3 Drawers



Glass Overheads for Desk
w/ 2 Pucks Under & 2 Inside



8" Laminate Plant Shelf
(Kitchen Window)




40" Tall Cabinet Over Washer / Dryer
(shown w/ 8'8" sidewalls)



40" Overheads ilo Standard 30" (Kitchen Only)
(shown with 8'-8" Ceilings)


Cabinetry




Raised Bar




**Linen & Locker Bench
w/ Cubbies**



**Butcher Block Island
(shown in Acacia)**



**Tall Open Linen
Storage Cabinet**



MDF Stile Cabinet Cove



Closet Island Work Center



**Hutch w/ Doors & Open Shelving in Base Cabinet
(Shown w/ Butcher Block Shelving ilo Stained)**




Floating Butcher Block Shelving


Cabinetry



Standard
Cabinet over Range




Standard Shelf over Refer




Cabinet Over Refer
(24" Deep)



30" 4 Door over 3 Drawers
Linen Cabinet




Cabinet Cove



Cabinet Over Refer



Standard MDF Cabinets



Upgrade Solid Cabinet
Doors & Stiles



Wet Bar w/ Shiplap

Includes: Mini Refrigerator
Bar Sink w/ Faucet
Drawer Bank
Shiplap Accent
3 Floating Shelves
2 Can lights


Kitchen




**Standard Kitchen Sink
w/ Pull-down Gooseneck Faucet**




**Double Bowl White Farmhouse Sink
w/ Commercial Style Pull-down Sprayer**



Garbage Disposal




**Double Bowl Black Farmhouse Sink
w/ Pull-down Gooseneck Sprayer**



Pantry w/ Microwave




**Suspended Stainless Steel
Euro Rangehood**




**Single Bowl Stainless Farmhouse Sink
w/ Commercial Style Pull-down Sprayer**



Veggie Sink




**Double Bowl Stainless Farmhouse Sink
w/ Pull-down Gooseneck**



**Pot Filler above Range
(N/A w/ Microwave above Range)**

Countertops




Standard Countertops




Crescent Edge Snap on Countertops



Butcher Block
(Island Countertop Only - N/A w/ Sinks)



Rolled Edge Countertops w/ Rolled Backsplash



Granite Countertops



Quartz Countertops


Backsplash




Standard - No Backsplash




1"x4" Laminate Backsplash




**3"x6" Groutless Glass Subway Tile
Shown: Base to Overheads - Kitchen**




**3"x12" Groutless Matte Subway Tile
Shown: 2 Rows - Bath**



**2"x10" Groutless Small Brick
Shown: Base to Overheads - Kitchen**




**5"x10" Groutless Large Brick
Shown: Base to Overheads - Kitchen**




**3"x6" White Porcelain Subway Tile w/ White Grout
Shown: Base to Overheads - Kitchen**



**3"x6" Black Porcelain Subway Tile w/ Black Grout
Shown: Base to Overheads - Kitchen**



**Groutless Mosaic Tile
Shown: Base to Overheads - Kitchen**



**Grouted Glass Mosaic Tile
Shown: Base to Overheads - Kitchen**


Utility




Utility Sinkw/ Base & Overheads
(Model 2856-1)



Exterior Faucet




Metal Furnace Door
Metal W/H Door




Utility Sinkw/ Base & Overheads
w/ Hamper Opening (Model 0643T)




Utility Sinkw/ Base & Overheads
(Model 4603GT)



Standard Whole House Shutoff




Utility Sink
w/ Base & Overheads
(Model MOD0764C)



30" Utility Sinkw/ Base
(No Overheads)


(Model MOD0643B)

60" Cabinet
w/ Hamper Opening



Utility Sinkw/ Base & Overheads
(Model 0683C)


Lighting



Standard Ceiling Fan



Upgrade Ceiling Fan




4 Bulb Cage Light



**Standard Exterior Carriage Light
(also available in Black)**



**Olympic Metro Torch Light
(also available in Black)**




2 Globe Vanity Light (Black)



2 Globe Vanity Light (Nickel)




Standard Globe Light




Exterior Can Light in Soffit



**Upgrade Black
Metal Pendant Light**



**LED Recessed
Can Light**



**Undercab LED
Puck Light**



**Standard
Pendant Light
(Nickel)**



**Standard
Pendant Light
(Black)**

Electrical



Standard Recept



Standard Toggle Switch
(VOG Panels)



Standard Rocker Switch
(Drywall)



Exterior GFI



Dimmer Switch



USB Recept



40 AMP A/C Disconnect



Standard Thermostat



Digital Programmable
Thermostat
(Also Available w/ WIFI)




Smoke Detector
Carbon Dioxide Detector


Bathroom




**Standard Oval China Sink
w/ Single Lever Faucet**



Rain Shower Head



**Medicine Cabinet
w/ Door
& Towel Bar**




Bowed Shower Rod




**Medicine Cabinet 7" Deep
w/ Adjustable Shelves**



Towel Bar & Tissue Holders



**Pivot Showerhead
w/ Removable Handle**



Standard Bath Mirror



**Renaissance Mirror
(Brushed Nickel)**



**Renaissance Mirror
(Black)**

Bathroom




Optional Double Bowl Lavay
w/ Optional Square Sinks




Double Bowl Lavay Center
w/ Open Cubbies Below




Standard Toilet



Square White Vessel Sink



Upgrade Rectangle China Sink
w/ Single Lever Faucet




Raised / Elongated
Toilet



Mirrored Medicine Cabinet




LED Lighted Framed Mirror



Black Framed
LED Lighted Mirror

Tub / Showers



Standard 1 Piece Tub/Shower



1 Piece Garden Tub/Shower



1 Piece 54" Shower Stall




**1 Piece 60" Shower Stall
with 1 Corner Seat**



1 Piece Wally Shower




**1 Piece 48" Glamour Bath
Shower Stall**
(see 1 Piece 60" w/ Corner Seat for current standard shower door)



**Corner Glamour Bath Tub
(Singlewide)**



**Platform Corner Glamour Tub
(Sectional)**



**Platform Glamour Bath Tub
(Single or Sectional)**

Tub / Showers



Ceramic Corner Shelves



**48" / 54" / 60" Tiled Shower
w/ Opt. SGD & Ceramic Shelves**



**Frameless Glass Shower Door
(Brushed Nickel Only)**




**60" Tiled Shower w/ Bench
w/ Opt. Frameless SGD & Shelves**



**60" Half Wall Tiled Shower
(Shown w/ Opt Corner Shelves)**



**72" Half Wall Tiled Shower
(Shown w/ Opt Handheld & Shelves)**



**Rectangle Drop in Tub
(Glamour Bath)**



**Rectangle Freestanding Tub
w/ Standalone Faucet**



60" Tiled Tub/Shower

Interior



**Tray Ceiling w/ Can Lights
(Shown w/ Opt. Ceiling Beams)**



Toe Kick Register



Standard In Floor Register




**Perimeter Heat
Wall Mount Register**




Standard Popcorn Ceiling




Upgrade Stomped Ceiling




Upgrade Knockdown Ceiling




Coffered Ceiling w/ Chandelier




**Stiled Wainscot
w/ Panels to match Stiles**




Standard 2" Plastic Miniblinds



**Upgrade Curtain Rod
(Valance not Included)**

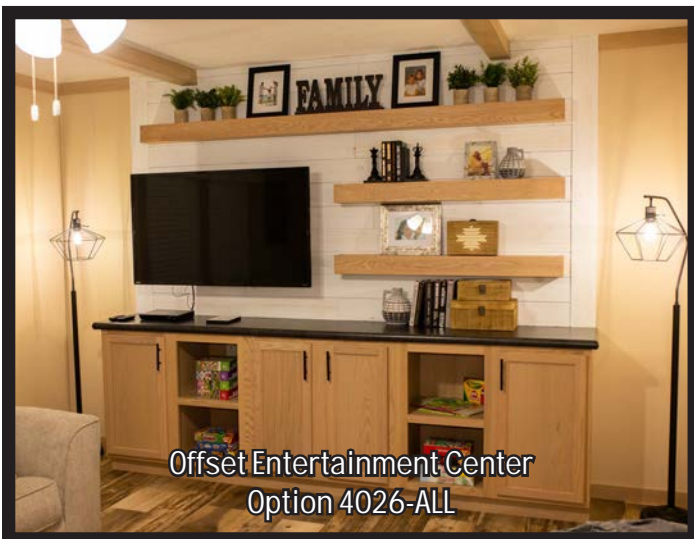



Ceiling Beams




Wood Cornice Box


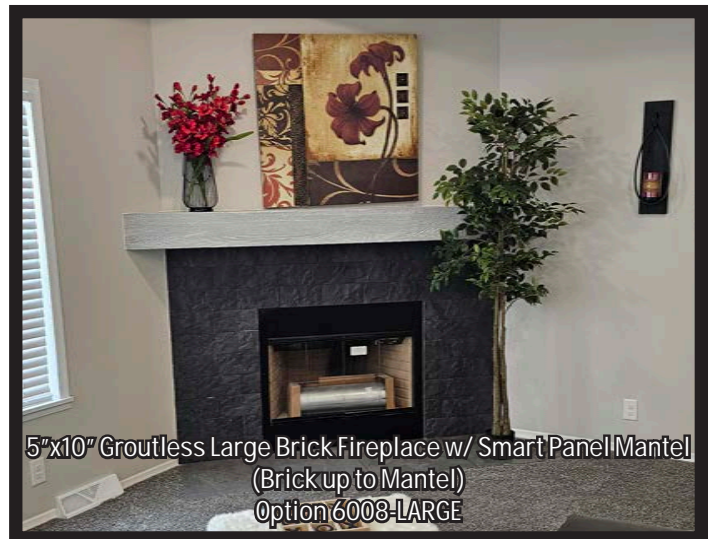

Entertainment Centers



Entertainment Centers & Fireplaces



Fireplaces



Interior Trim



Standard 1 1/2" Wrapped Trim T/O




Upgrade 3 1/2" Wrapped Ceiling Cove



**Upgrade Wrapped Trim
(2 1/4" Cove, Casing & Base)**



**Upgrade Wrapped Trim w/ Upgrade Wrapped Cove
(3 1/2" Cove w/ 2 1/4" Casing & Base)**



**High Profile Painted Wood Trim
(3 1/2" Cove, 2 1/4" Casing & 3" Base)**




**MDF Stile Trim
(3" Cove, Casing & Base)**

Interior Doors



**Standard
2 Panel White
(Shown w/ Levers)**



**3 Panel
Solid Core Door
(Shown w/ Levers)**



**Hinged Interior
Barn Pantry Door
w/ Stiles & Handle**



Pocket Door



**36" Barn Door
(Painted or Stained)**



**Double Doors
w/ Glass Inserts**




**Linen Door
w/ Etched Glass**




**Pantry Door
w/ Etched Glass**



**Slip Closet Doors
(where available)**



**Standard Door Handles
(Black or Nickel)**



**Lower Interior Doors
w/ Return Air Grills Above**



**Lever Door Handles
(Black or Nickel)**

Exteriors



Lantern Exterior Package

Includes:
Mini Dormer with Shake Accent
2 Smart Panel Columns & 2 Exterior Lights

Option 1185-Lantern



Sunshine Exterior Package (Hitch End)

Includes:
Bumpout with Shake Accent
Lineal around Window
Metal Awning and 2 Exterior Lights

Option 1184-102
(Shown in Optional Monochromatic Exterior Package)



Eyeblink on Hitch over Window

Includes:
2 Exterior Lights

Option 3009-SGL

Exteriors



Sunshine Exterior Package (Sidewall)

Includes:

Mini Dormer inside Recessed Dormer
3 Columns with Metal Awning & Lineal around Windows
Shake Accents with 2 Exterior Lights

Option 1184-SUNSHINE
(Only Available w/ 3/12 Roof Pitch)



Craftsman Exterior Package

Includes:

2 Smart Panel Columns with Compass Siding Insert
Lineal around Windows
Flush Mount Dormer

Option 1186-001
(Only Available w/ 3/12 Roof Pitch)



Recessed Dormer w/ Shake Insert & 2 Mini Dormers

Option 3192-ALL / Option 1181-ALL / (2) Option 3169-ALL

Exteriors



Window Dormer Kit
(Only Available with 7/12 Modular Homes)
(ship loose item - assembly required)

Option 3169-MOD

Smart Panel Shutters

Option 3153-ALL & 3154-ALL



3/12 Metal Roof

Colors - Red, Green, Black, Brown,
Grey or Blue

(Not Available with Dormers)



Full Dormer

Option 3191-ALL

Lineals Ilo Standard Shutters

Option 3151-ALL & 3152-ALL

Exteriors



Monochromatic Exterior Package

Option 1184-101



Singlewide Full Covered Porch w/ Vinyl Columns & Railing

(Available in 6' or 8')



Singlewide Full Covered Porch w/ Smart Panel Columns & Vinyl Railing

(Available in 6' or 8')

Exteriors



Sectional Full Covered Porch
w/ Vinyl Columns & Railing

(Available in 6' or 8')



Sectional Full Covered Porch
w/ Smart Panel Columns
& Vinyl Railing

(Available in 6' or 8')

Enlarge Porch Posts to 8" Wide

Option 1215-ALL



12' Composite Smart Panel Porch

Option 1406-001
(Model 0764R Only)

Exteriors



Recessed Entry
w/ Outdoor Carpet

Option 3010-001



Off Door Side Rear Porch
w/ SGD, (3) 30"x72" Windows,
& 2 Can Lights

Option 1405-4643P
(Model 4643P Only)



Black Metal Awning
with Lineal over Window

Option 1184-SGL & Option 1184-DBL

Exteriors



Clear Skies Exterior Hitch Treatment

Includes:
Board & Batten w/ Vinyl Columns
Lineal & 2 Exterior Lights

Option 1188-001



Cedar Support Black Metal Awning with Lineal over Window

Option 1184-SGLCEDAR & Option 1184-DBLCEDAR



Rock Sunshine Exterior Treatment (Sidewall)

Includes:
Mini Dormer inside Recessed Dormer
3 Columns with Metal Awning & Lineal around Windows
Rock Accents with 2 Exterior Lights
(Shown with Black Exterior, Cedar Columns & Awning)

Option 1184-SUNSHINEROCK
(Only Available w/ 3/12 Roof Pitch)

Exteriors



Rock Craftsman Exterior Treatment

Includes:

2 Smart Panel Columns with Vinyl Rock Insert
Lineal around Windows
Flush Mount Dormer

Option 1186-002

(Only Available w/ 3/12 Roof Pitch)
(Shown with Black Exterior Trim Package)



Black Exterior Trim Package

Option 1189-ALL

Black LP Siding Trim Around Window

Option 3157-ALL & Option 3158-ALL

Cedar Wrapped Porch, Rock Accent,
White Board & Batton, Full Dormer
& Decorative Cedar Accent in Dormer



Double Dormer with Cedar Accents

(MOD Only - Shiploose)

Cedar Wrapped Porch, Azek Decking

White Board & Batton Accent

Exteriors



Rock Lantern Exterior Package

Includes:
Mini Dormer with Vinyl Rock Accent
2 Columns & 2 Exterior Lights

Option 1185-ROCKLANTERN



Rock Sunshine Exterior Hitch (Hitch End)

Includes:
Bumpout with Vinyl Rock Accent
Lineal around Window
Metal Awning and 2 Exterior Lights

Option 1184-ROCKSUNSHINE



0683C Exterior Treatment

**Dormer Centered Over Living Room Windows w/ Columns,
Lineals, Board & Batten Inbetween & Shake In The Gable
Option 1187-ALL**

**Shake In Recessed Entry w/ Siding
Option 1180-ALL**

**Recessed Porch w/ Azek Decking & Recessed Can Light
Option 1410-AZEK**

Exteriors



2 Columns w/ Vinyl Rock Accent
White Lineals & Black Windows



Monochromatic Exterior Package
w/ Vinyl Rock Accent, Shake Accent,
Clay Lineals & Black Windows



Compass Siding
w/ Monochromatic Exterior Package,
Lineals & Recessed Dormer


Exterior Doors



Standard 6 Panel




4 Lite
(Shown in Clay)




6 Lite w/ Dentil Shelf



9 Lite




Rectangle Deco Glass
(Shown in Clay)



Arched Deco Glass



Oval Deco Glass




Full View Glass
(available with Built in Blinds)



Painted Heritage 3 Lite
2 Panel Front Door
(Shown in Black) (Available in White, Clay or Black)



Painted Heritage
3 Panel Rear Door
(Shown in Black) (Available in White, Clay or Black)



Self Storing Storm Door
(Ship loose)




Full View Storm Door
(Ship loose)


Exterior Doors and Windows




Sliding Glass Door




Atrium Door
(available with Built in Blinds)



Gridless Sliding Glass Door
w/ Built in Blinds




Rectangle Deco Glass
w/ Single Sidelight
& Opt Mull'd Transom
(shown in clay)




Rectangle Deco Glass
w/ Double Sidelight



3 Piece Gridless Sliding Glass Door
(sectionals only)



18"x72" Transom Window



8"x24" Transom Window
(8"x36" Also Available)

14"x40"
Privacy
Bath Window




Exterior Windows



Mullioned Windows




Mullioned Transom Window




36"x42" Privacy Window over Tub



70" Tall Windows
(36" Windows Only - N/A in 40" Wide)



30"x72" Fixed Glass Gridless Window
(Oval Freestanding Tub Discontinued - see Tub/Shower for current model)



Miniature Picture Window



3 Piece Picture Window



Monochromatic Window



Black Gridless Window


Misc. Upgrades




Storage Attic
6.9/12 Roof Pitch
(Opt. Handrail for Stairway - Railing Not Included)



Basement Entry w/ Half Wall & Wood Cap
(MOD Only)




Stairway to Storage Attic
6.9/12 Roof Pitch



Opt. Window in Endwall
6.9/12 Roof Pitch



Return Air in Ceilings
w/ Lower Interior Doors
(HUD 5/12 - Bedrooms Only)



Coat Closet
(where available)



Shirt & Skirt Closet Shelves




8' Half Covered Porch
w/ Vinyl Columns (sectional)

Clipped Exterior Corner

Misc. Upgrades




Full Shiplap Wall




Shiplap Accent on Island



TV Jack



**Access for TV Wiring
(2 Grommets)**



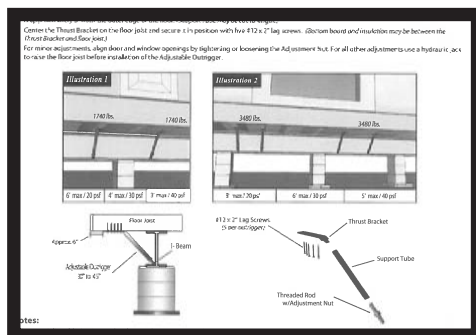
Lino Entry



Phone Jack



**Media Jack
(Not Ethernet)**



**Adjustable Outriggers
(In approved locations)**



**Upgrade Panel Box
(20/40 ilo 16/32) - 200 AMP Service
(grey cover ilo white)**


Misc. Upgrades



Bucks Country Stone Island Surround



2"x10" Groutless Small Brick Island Surround




Stacked Stone Island Surround




**Attic Access
(5/12 or 7/12 Roof Pitch Only)**



**Stone Range Hood
No Ceramic Backsplash
No Glass Cabinet Doors
(Model 2852-1 & 0603P)**



**Stone Hearth
w/ Full Ceramic Backsplash
No Glass Cabinet Doors
(Model 2852-1 & 0603P)**



**Stone Range Hood
w/ Full Ceramic Backsplash
& Glass Cabinet Doors
(Model 2844-1 & 0764L)**

ADVENTURE HOMES

www.AdventureHomes.net

1119 Fuller Drive, Garrett, IN 46738

877-510-1955

Because of Continuous Product Improvements
Specifications are Subject to Change Without Notice or Obligation